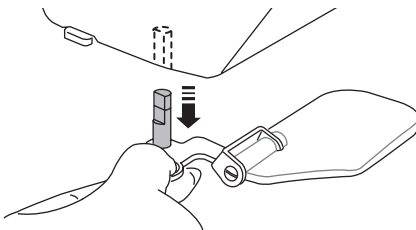
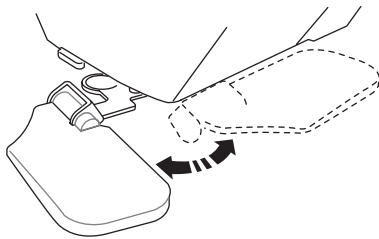
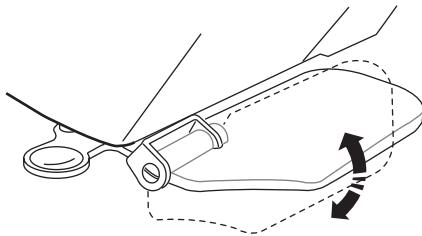
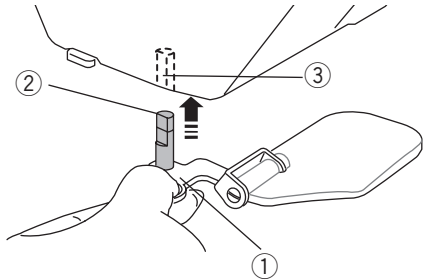


Optic Magnifier

Use the magnifier to get a larger view of the needle area.



Attaching the magnifier

Hold the knob with your fingers and insert the pin into the hole in the bottom of the face plate.

Push the magnifier up until it snaps to fit.

Adjust the angle to get the best view.

- ① Knob
- ② Pin
- ③ Hole

Removing the magnifier

If the magnifier is not in use, turn it to the left out of sight or pull it down to remove.



CAUTION:

Do not use or leave the magnifier in the direct sunlight, otherwise it may cause a fire or burn.

Do not look at the sun, it can damage your eyes.

Do not hit or exert excessive force to the optic magnifier to avoid damaging it when it is attached.